

BYOR

Build Your Own Robot

Easiest way to build with cardboard

1.

Hold the electronic part in the right place and punch a hole through the cardboard in the holes of the electronics (using a tooth pick or a puncture pen)

2.



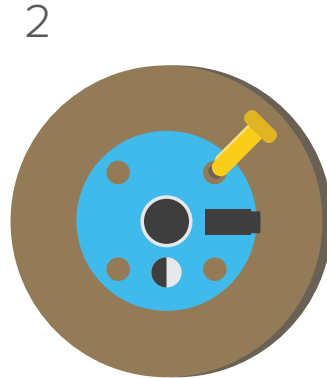
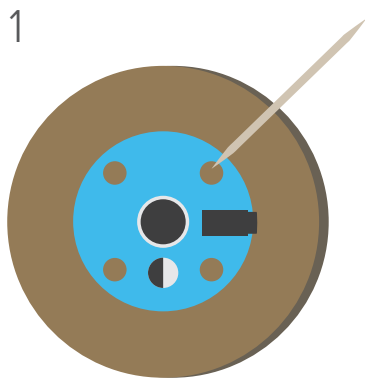
Push a split pin through that hole

3.

Turn the cardboard around and push the two metal parts of the pin apart

4.

Repeat for at least two holes to get the part fixed to the cardboard completely



Motors

To attach motors, make a hole for the motor to go through before following these steps.